

Fisker Ocean Specifications

One / Extreme

Exterior

Length	4,774 mm
Width	1,982 mm
Height	20" wheel: 1,631 mm / 22" wheel: 1,654 mm
Wheelbase	2,921 mm
Overhang (Front)	911 mm
Overhang (Rear)	942 mm
Ground Clearance	180 mm (22" wheel) / 165 mm (20" wheel)
Track	Axle 1: 1,696 mm / Axle 2: 1,732 mm

Interior

Head Room (Front)	1,016 mm (SAE H61-1SR)
Head Room (Rear)	1,003 mm (SAE H61-2SR)
Leg Room (Front)	1,045 mm (SAE L34)
Leg Room (Rear)	1,011 mm (SAE L51-2)
Shoulder Room (Front)	1,455 mm (SAE W3-1)
Shoulder Room (Rear)	1,397 mm (SAE W3-2)
Hip Room (Front)	1,414 mm (SAE W5-1)
Hip Room (Rear)	1,360 mm (SAE W5-2)

Cargo


Behind First Row	918 L (SAE V211-1)
Behind Second Row	476 L (SAE V211-2)

Weight


Curb Weight	2,433.6 kg
Mass in Running Order (Curb + Driver)	2,508.6 kg
GVWR	2,974.4 kg
Towing Capacity	1,820 kg

Performance

Battery Capacity	113 kWh
Range ¹	20" wheel: 707 km / 22" wheel: 701 km
Horsepower	468 hp / 564 hp (w/ Boost)
Total Motor Torque	696.4 Nm / 736.8 Nm (w/ Boost)
Acceleration (0-100 km/h) ²	4.0 s
PEAK Top Speed	205 km/h
Charging Time (Mode 3)	12 hrs
Charging Time (DCFC)	33 mins 6 s
Turning Circle	11.95 m
Approach Angle	15.9° (20" wheel) / 17.0° (22" wheel)
Breakover Angle	12.9° (20" wheel) / 13.4° (22" wheel)
Departure Angle	20.3° (20" wheel) / 21.5° (22" wheel)

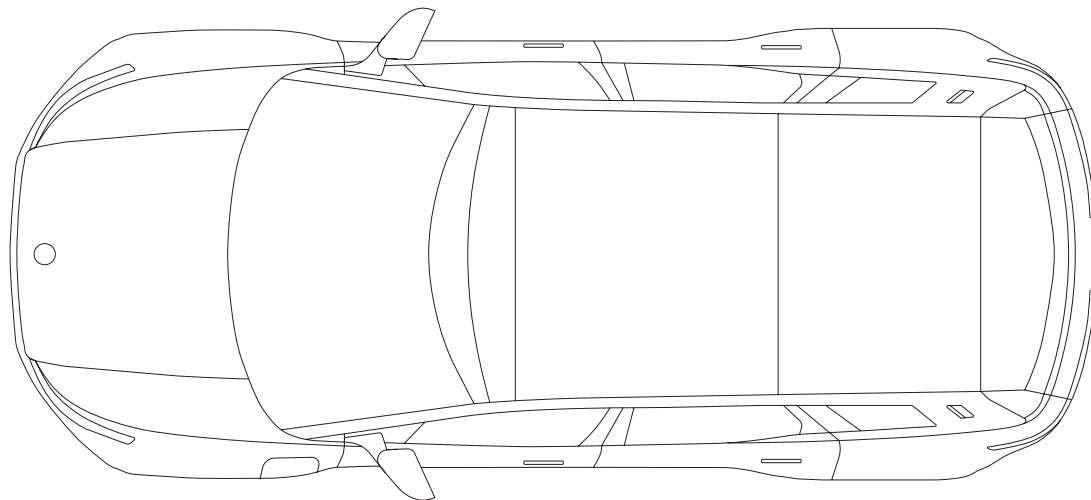


Width: 1,982 mm



Height:
1,631 mm (20" wheel)
1,654 mm (22" wheel)

Wheelbase: 2,921 mm



Length: 4,774 mm

