

Fisker Ocean Specifications

One / Extreme

Exterior

Length	187.95"
Width	83.54"
Height	64.13"
Wheelbase	115"
Overhang (Front)	35.87"
Overhang (Rear)	37.09"
Ground Clearance (CVW)	6.5" (20" wheels) / 7.1" (22" wheels)
Track	66.79" / 68.17"

Interior

Head Room (Front)	40" (SAE H61-1SR)
Head Room (Rear)	39.49" (SAE H61-2SR)
Leg Room (Front)	41.14" (SAE L34)
Leg Room (Rear)	39.80" (SAE L51-2)
Shoulder Room (Front)	57.28" (SAE W3-1)
Shoulder Room (Rear)	55" (SAE W3-2)
Hip Room (Front)	55.67" (SAE W5-1)
Hip Room (Rear)	53.54" (SAE W5-2)

Cargo


Behind First Row	32.43 cu ft (SAE V211-1)
Behind Second Row	16.81 cu ft (SAE V211-2)

Weight

Curb Weight	5,369 lb
Mass in Running Order (Curb + Driver)	5,536 lb
GVWR	6,556 lb
Towing Capacity	4,012 lb

Performance


Battery Capacity	113 kWh (106 kWh usable)
Range ¹	360 miles (20" wheels)
Horsepower	468 / 564 hp (with boost)
Total Motor Torque	514 / 543 ft-lb (with boost)
Acceleration (0–60 mph) ²	3.7 sec (with 1 ft rollout)
Peak Top Speed	128 mph
Charging Time (L2) (0–100%)	18.4 hours
Charging Time (DCFC) (10–80%)	34 min 35 sec
Turning Circle	39.2'
Approach Angle	15.9° (20" wheels) / 17.0° (22" wheels)
Breakover Angle	12.9° (20" wheels) / 13.4° (22" wheels)
Departure Angle	20.3° (20" wheels) / 21.5° (22" wheels)



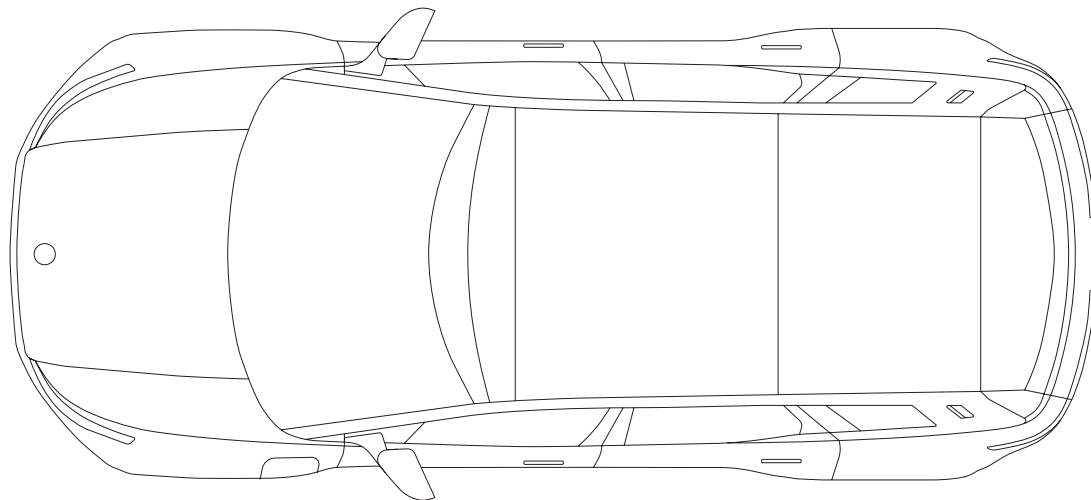
Width: 83.54"



**Height:
64.13" (20" wheels)**



Wheelbase: 115"



Length: 187.95"

